


GLORIOUS

w w w . g l o r i o u s . d e

TURNTABLE LOWBOARD



Aufbauanleitung
Assembly Instructions
Notice de montage
Instrucciones de montaje



Wir gratulieren Ihnen zum Kauf des Glorious Turntable Lowboard. Folgen Sie den Schritten der Aufbauanleitung.

Congratulations on purchasing the Glorious Turntable Lowboard. Follow the instruction manual's steps.

Nous vous félicitons d'avoir acheté le Glorious Turntable Lowboard. Suivez les étapes du guide de montage.

Enhorabuena por la compra del Glorious Turntable Lowboard. Siga los pasos de las instrucciones de montaje.

Nehmen Sie die Bauteile des Glorious Turntable Lowboard aus der Verpackung. Bitte überprüfen Sie, ob kein offensichtlicher Transportschaden vorliegt. Sollten Sie Schäden entdecken, setzen Sie sich bitte mit Ihrem Fachhändler in Verbindung.

Remove all component parts from their packaging. Please make sure that the components did not suffer any visible damage during transport. If you detect any damage please do not operate this equipment and contact your specialized dealer.

Retirez les éléments de la Glorious Turntable Lowboard de l'emballage et vérifiez qu'ils soient tous exempts d'un quelconque dommage de transport. Si vous détectez le moindre défaut, veuillez contacter votre revendeur.

Saque los componentes del Glorious Turntable Lowboard del embalaje. Compruebe que no haya daños de transporte evidentes. Si detecta algún daño, póngase en contacto con su distribuidor especializado.

Bestimmungsgemäße Verwendung

Bei diesem Produkt handelt es sich um ein Möbelstück, welches als Plattenspieler Ablage und Aufbewahrungsmöglichkeit von Vinyl genutzt werden kann.

Application in accordance with regulations

This product is a piece of furniture that can be used as a record player tray and vinyl storage.

Usage conforme

Le produit est une table de travail pour DJs et offre espace pour équipement et accessoires.

Uso previsto

Este producto es un mueble que puede utilizarse como estante para tocadiscos y como opción de almacenamiento de vinilos.

Bauteile

Achtung! Benutzen Sie das im Lieferumfang enthaltene Werkzeug zur Montage. Verwenden Sie keinen Akkuschrauber oder Drehmomentschlüssel. Ziehen Sie die Schrauben lediglich handfest an.

Components

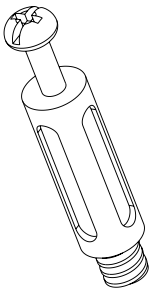
Attention! Use the included tools to assemble. Do not use a cordless screwdriver or torque wrench. Just hand-tighten the screws.

Éléments constitutifs

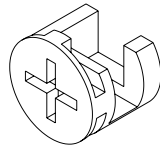
Attention! Utilisez les outils inclus pour assembler. N'utilisez pas de tournevis sans fil ou de clé dynamométrique. Il suffit de serrer les vis à la main.

Componentes

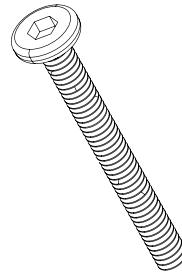
Atención. Utilice para el montaje las herramientas incluidas en el volumen de suministro. No utilice destornilladores inalámbricos ni llaves dinámicas. Apriete los tornillos sólo con la mano.



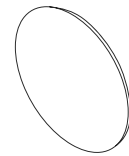
A x32



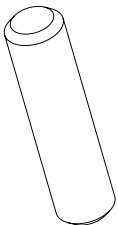
B x32



C x6



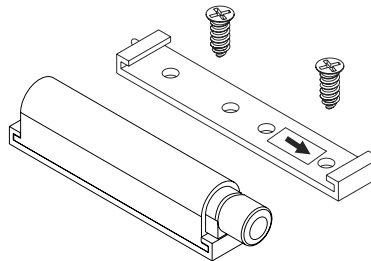
D x20



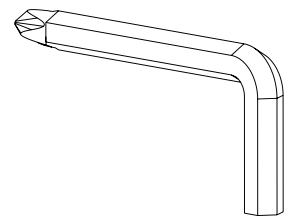
E x8



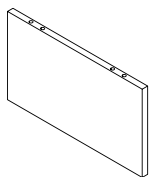
F x2



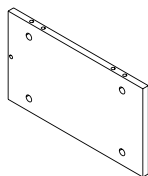
G x1



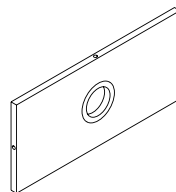
H x1



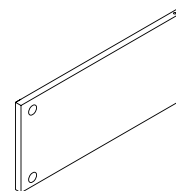
1 x1



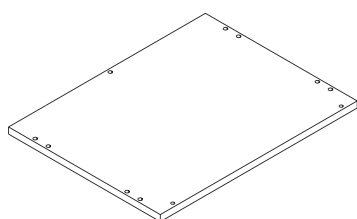
2 x1



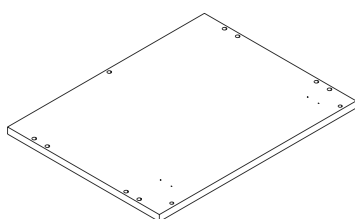
3 x1



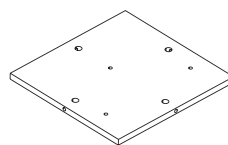
4 x1



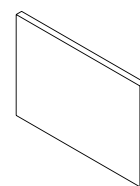
5 x1



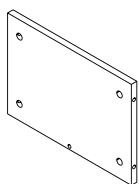
6 x1



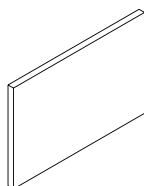
7 x1



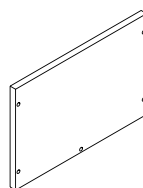
8 x1



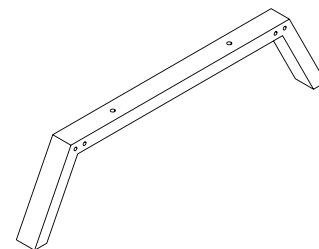
9 x1



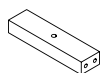
10 x1



11 x1



12 x2



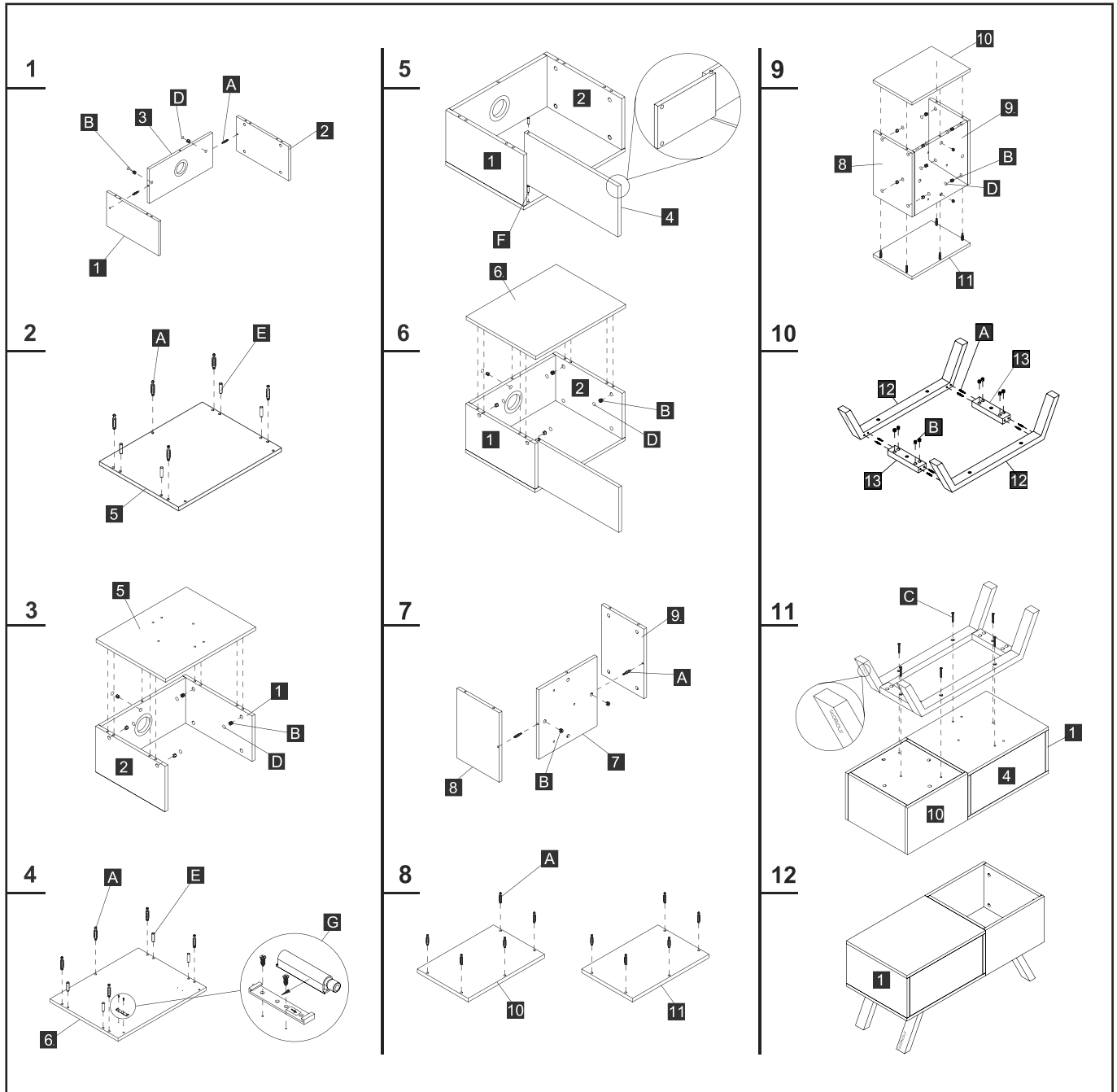
13 x2

Montage:
(Vinyl-Aufbewahrung rechts)

Assembly:
(Vinyl compartment right)

Montage:
(Rangement des vinyles à droite)

Asamblea:
(Almacenamiento de vinilo a la derecha)



Technische Daten

Technical Information Caractéristiques

Datos técnicos

Folgende Daten des Herstellers werden von der Global Distribution GmbH & Co. KG nicht auf Plausibilität und Richtigkeit geprüft:

Global Distribution GmbH & Co. KG did not test the following manufacturers' specification for plausibility and accuracy:

La plausibilité et l'exactitude des données suivantes du fabricant ne sont pas contrôlées par la société Global Distribution GmbH & Co. KG:

La plausibilidad y exactitud de los siguientes datos del fabricante no son comprobadas por Global Distribution GmbH & Co. KG:

Material: MDF-Holz mit weißem Hochglanz-Furnier
Maße: 862 x 420 x 240 mm (B x T x H)
Gewicht: 17 kg

Material: MDF wood with white high-gloss veneer
Dimensions: 862 x 420 x 240 mm (W x D x H)
Weight: 17 kg

Matériau: Bois MDF avec placage blanc brillant
Dimensions: 862 x 420 x 240 mm (L x P x H)
Poids: 17 kg

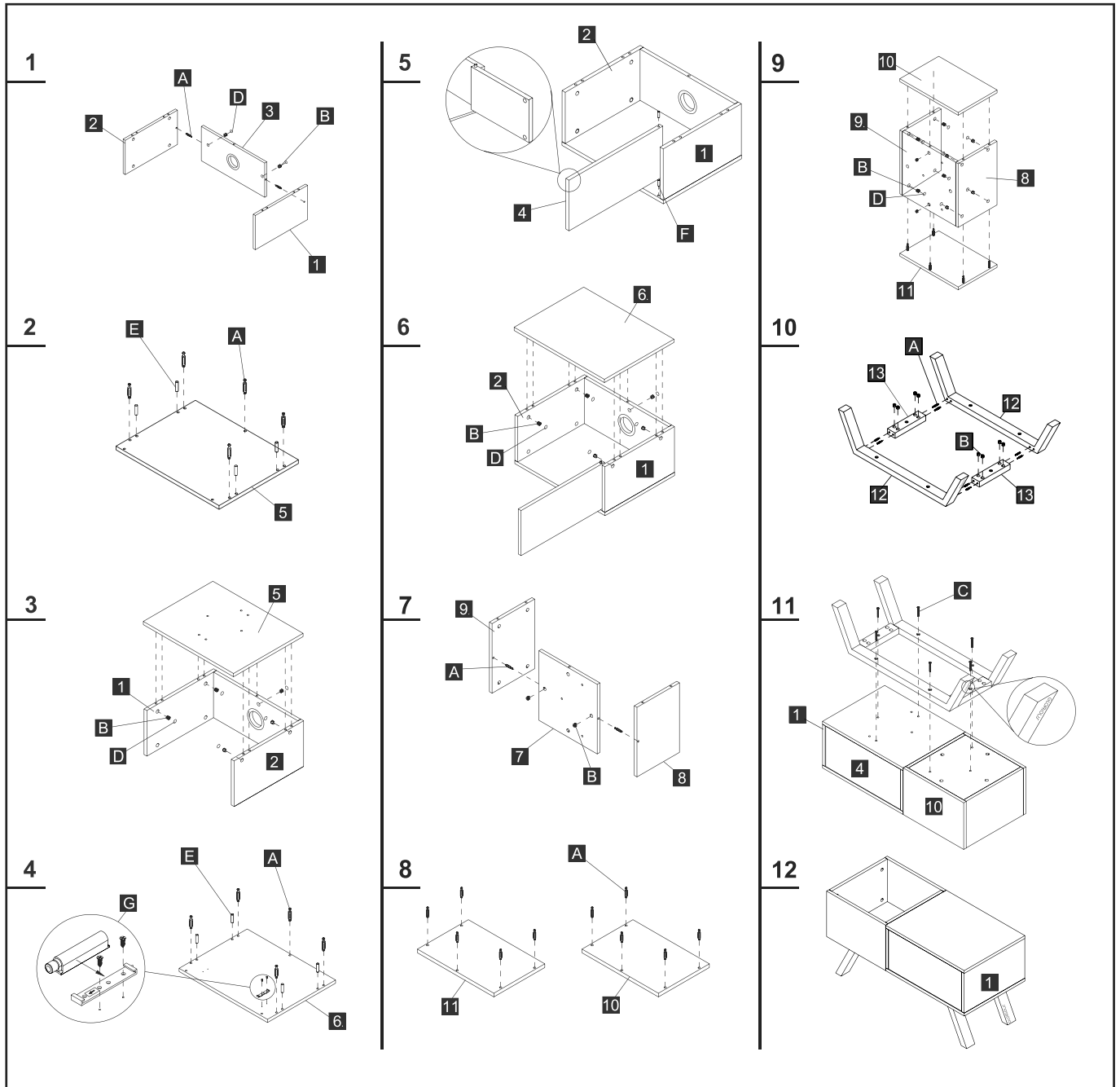
Material: Madera MDF con blanco Chapa de alto brillo
Dimensiones: 862 x 420 x 240 mm (An x Pr x Al)
Peso: 17 kg

Montage:
(Vinyl-Aufbewahrung links)

Assembly:
(Vinyl compartment left)


Montage:
(Rangement des vinyles à gauche)

Asamblea:
(Almacenamiento de vinilo a la izquierda)




FINE FITTING FURNITURE

Modular Solution



Vinyl Frames



Turntable Lowboard

